

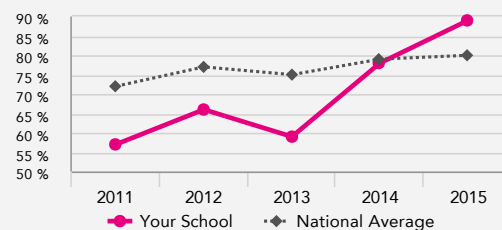
Subjects

KS2 subject performance 2015

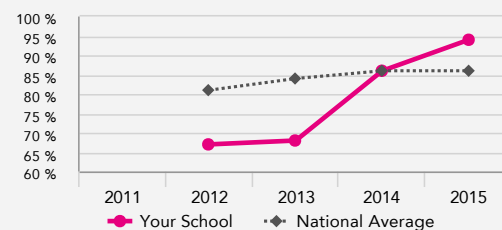
	Actual results			Pupil progress		
	2013	2014	2015	2013	2014	2015
Number of pupils / % matched	34	49	36	97%	98%	100%
Reading						
Level 4+	68% ↓	92% ↑	97%	-14% ⚠	+2%	+3%
Level 4B+	59% ⚠	78%	89%	-12%	-2%	+2%
Level 5+	35%	49%	58%	-5%	-3%	+1%
Average Level	4C ⚠	4A ↑	5C	-0.3 ⚠	-0.1	+0.1
Average Point Score	25.8 ⚠	28.7 ↑	30.0	-1.7 ⚠	-0.3	+0.5
% 2 levels progress	70%	90%	97%	-19%	-3%	+2%
% 3 levels progress	24%	35%	47%	-8%	+3%	+3%
Writing						
Level 4+	68% ⚠	86%	94%	-9%	-2%	+2%
Level 5+	15%	24%	53% ⬆⬆	-14%	-7%	+9%
Average Level	4 ⚠	4	5 ⬆⬆	-0.2 ⚠	-0.1	+0.1 ↑
Average Point Score	25.4 ⚠	27.5	30.0 ⬆⬆	-1.3 ⚠	-0.5	+0.7 ↑
% 2 levels progress	91%	96%	100%	-2%	+3%	+4%
% 3 levels progress	15%	17% ⚠	53% ⬆⬆	-22% ⚠	-11%	+8%
Maths						
Level 4+	62% ⚠	86%	92%	-20% ⚠	-1%	-1%
Level 4B+	47% ⚠	73%	72%	-22% ⚠	-3%	-12%
Level 5+	24% ⚠	27% ⚠	36%	-15%	-15% ⚠	-8%
Average Level	4C ⚠	4A ↑	4A	-0.4 ⚠	-0.2 ⚠	-0.2 ⚠
Average Point Score	25.7 ⚠	28.4 ↑	28.3	-2.6 ⚠	-1.0 ⚠	-1.3 ⚠
% 2 levels progress	71%	90%	92%	-18%	-1%	-2%
% 3 levels progress	9%	15% ⚠	25%	-21% ⚠	-20% ⚠	-11%
Science						
Level 4+	85%	88%	89%	+2%	-4%	-5%
Level 5+	41% ↑	27%	17% ⚠	+4% ↑	-15% ⚠	-30% ⚠
Average Level	4	4	4	-0.0 ↑	-0.2 ⚠	-0.3 ⚠
Average Point Score	27.9	27.9	27.3	-0.1 ↑	-0.9 ⚠	-1.7 ⚠

Actual results over time

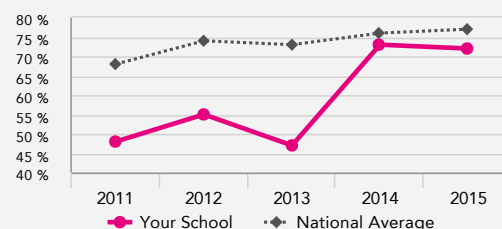
Level 4B+ Reading



Level 4+ Writing



Level 4B+ Maths



Level 4+ Science

